ESCOLA: _____

NOME: _____ DATA: ____/____/____

PROFESSORA: _____ TURMA: _____

ALFABETIZE.COM

PRIMAVERA



FLORES



BORBOLETA



SOL



LAGARTA



BOLA



CARACOL



ABELHA



CESTO

ESCOLA: _____

NOME: _____ DATA: ____/____/____

PROFESSORA: _____ TURMA: _____

ALFABETIZE.COM

LEIA O NOME DOS DESENHOS E COLOQUE O NÚMERO CORRESPONDENTE:





1 BORBOLETA
2 LAGARTA
3 BOLA
4 CESTO
5 CARACOL
6 ABELHA
7 SOL
8 FLORES













ESCOLA: _____

NOME: _____ DATA: ____/____/____

PROFESSORA: _____ TURMA: _____

ALFABETIZE.COM

LEIA E CIRCULE O NOME DE CADA FIGURA:



FLORESTA

FLAUTA

FLORES



SOL

SAL

SUOR



BORDA

BORBOLETA

BORDADO



BONÉ

BOTE

BOLA



ARMÁRIO

ARMA

ÁRVORE



CESTO

CEM

CENTENA



LAGOA

LAGARTA

LAGO



TARTARUGA

TARDE

TABELA



PÁSSARO

PASTEL

PASSO

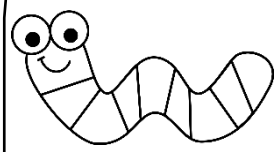

MINHA

MINHOCA

MINA



ABACATE

ABELHA

ABOTOAR



CARTA

CARNE

CARACOL

ESCOLA: _____

NOME: _____ DATA: ____/____/____

PROFESSORA: _____ TURMA: _____

ALFABETIZE.COM

JUNTE AS SÍLABAS DA MESMA COR E ESCREVA O NOME DOS DESENHOS:















GAR | FLO | A | BO | CES | LA | TA | SOL

BE | RA | BOR | RES | CA

BO | LA | TA | TO

LHA | LE | COL



ESCOLA: _____

NOME: _____ DATA: ____/____/____

PROFESSORA: _____ TURMA: _____

ALFABETIZE.COM

JOGO DAS SÍLABAS

PINTAR OS DESENHOS, RECORTAR E MONTAR O NOME DA FIGURA, DEPOIS COLAR NO CADERNO:

 CA	 BO	 LHA	 LA	 BO
 GAR	 TO	 LA	 BE	 BOR
 LE	 FLO	 SOL	 CES	 COL
 TA	 RA	 A	 RES	 TA

ESCOLA: _____

NOME: _____ DATA: ____/____/____

PROFESSORA: _____ TURMA: _____

ALFABETIZE.COM

DITADO RECORTADO













BORBOLETA

LAGARTA

ABELHA

CARACOL

FLORES

SOL

ESCOLA: _____

NOME: _____ DATA: ____/____/____

PROFESSORA: _____ TURMA: _____

ALFABETIZE.COM

PALAVRAS CRUZADAS

COMPLETE A CRUZADINHA COM O NOME DOS DESENHOS SEGUINDO O NÚMERO DE CADA IMAGEM



CESTO



CARACOL



FLORES



ABELHA



LAGARTA



SOL



BOLA



BORBOLETA

ESCOLA: _____

NOME: _____ DATA: ____/____/____

PROFESSORA: _____ TURMA: _____

ALFABETIZE.COM

PALAVRAS CRUZADAS

COMPLETE A CRUZADINHA COM O NOME DOS DESENHOS SEGUINDO O NÚMERO DE CADA IMAGEM



ESCOLA: _____

NOME: _____ DATA: ____/____/____

PROFESSORA: _____ TURMA: _____

ALFABETIZE.COM

CAÇA-PALAVRAS

ENCONTRE O NOME DOS DESENHOS NO CAÇA-PALAVRAS:



CESTO



FLORES



ABELHA



CARACOL

M	T	Z	Z	Q	P	Q	Y	N	Y	J
Z	X	M	S	H	R	Q	M	Y	M	Z
B	O	L	A	A	B	E	L	H	A	J
S	W	L	H	K	S	O	L	R	D	R
V	C	V	C	E	S	T	O	J	M	F
N	F	Z	J	P	R	Q	D	W	M	S
X	B	O	R	B	O	L	E	T	A	S
L	A	G	A	R	T	A	K	Q	V	J
R	P	G	C	A	R	A	C	O	L	C
J	B	L	P	X	X	Y	X	S	M	J
G	K	Z	X	S	F	L	O	R	E	S



SOL



BOLA



BORBOLETA



LAGARTA

ESCOLA: _____

NOME: _____ DATA: ____/____/____

PROFESSORA: _____ TURMA: _____

ALFABETIZE.COM

CAÇA-PALAVRAS

ENCONTRE O NOME DOS DESENHOS NO CAÇA-PALAVRAS:






M T Z Z Q P Q Y N Y J

Z X M S H R Q M Y M Z

B O L A A B E L H A J

S W L H K S O L R D R

V C V C E S T O J M F

N F Z J P R Q D W M S

X B O R B O L E T A S

L A G A R T A K Q V J

R P G C A R A C O L C

J B L P X X Y X S M J

G K Z X S F L O R E S






ESCOLA: _____

NOME: _____ DATA: ____/____/____

PROFESSORA: _____ TURMA: _____

ALFABETIZE.COM

PINTE UMA BOLINHA PARA CADA PALAVRA DA FRASE E REGISTRE A QUANTIDADE NO LOCAL INDICADO:



A BORBOLETA VOA ALTO.

Nº PALAVRAS



ESTE CARACOL É MUITO LENTO.

Nº PALAVRAS



QUE SOL LINDO!.

Nº PALAVRAS



A ABELHA FAZ MEL.

Nº PALAVRAS

ALFABETIZE.COM



AS FLORES BRANCAS SÃO CHEIROSAS.

Nº PALAVRAS

ESCOLA: _____

NOME: _____ DATA: ____/____/____

PROFESSORA: _____ TURMA: _____

ALFABETIZE.COM

PINTE O CÍRCULO QUE TENHA A LETRA INICIAL DE CADA FIGURA:



K C F



B D F

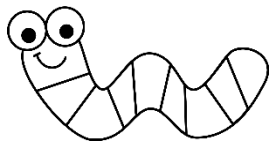

A I M



S C I



A C I



L A P



C X A



V D T



B N T



S D C



D L T



P B C

ESCOLA: _____

NOME: _____ DATA: ____/____/____

PROFESSORA: _____ TURMA: _____

ALFABETIZE.COM

PINTE UMA BOLINHA PARA CADA SÍLABA (PEDACINHO)DA PALAVRA:

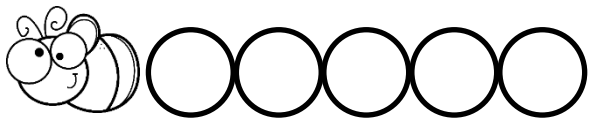

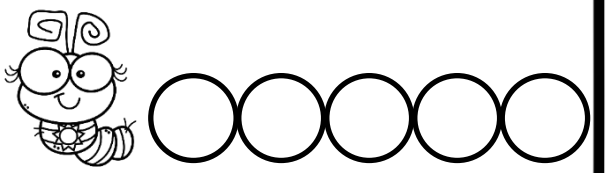



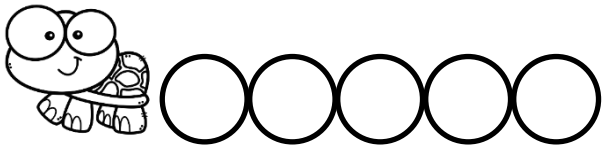



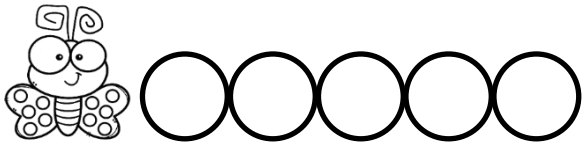

PINTE AS SÍLABAS QUE FORMAM O NOME DA FIGURA E ESCREVA O NOME ABAIXO:



TO	A	RA	LHA	LA	BE

_____



DO	SE	RA	COL	KA	CA

_____



SO	RU	TAR	GA	TA	SA

_____



TA	BOR	RA	LE	LA	BO

_____



GAR	VA	GA	TA	LA	DA

_____

ESCOLA: _____

NOME: _____DATA: ____/____/____

PROFESSORA: _____ TURMA: _____

ALFABETIZE.COM

PINTE, RECORTE E COLE OS ANIMAIS COMPLETANDO A SEQUÊNCIA

				
				
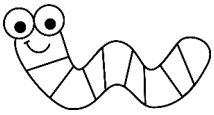		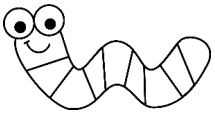		
				
				



ESCOLA: _____

NOME: _____ DATA: ____/____/____

PROFESSORA: _____ TURMA: _____

ALFABETIZE.COM

PINTE, SEGUINDO A LEGENDA:

1 VERDE 2 MARROM 3 AMARELO

4 VERMELHO



ESCOLA: _____

NOME: _____ DATA: ____/____/____

PROFESSORA: _____ TURMA: _____

ALFABETIZE.COM

PINTE A QUANTIDADE DE CARACOL INDICADA.

11



5



10



8



6



13



9



ESCOLA: _____

NOME: _____ DATA: ____/____/____

PROFESSORA: _____ TURMA: _____

ALFABETIZE.COM

CONTE ATENTAMENTE QUANTOS DESENHOS TEM E SELECIONE A QUANTIDADE CORRETA:



2	6
3	5



10	9
8	7



7	8
6	9

ESCOLA: _____

NOME: _____ DATA: ____/____/____

PROFESSORA: _____ TURMA: _____

ALFABETIZE.COM

CONTE ATENTAMENTE QUANTOS DESENHOS TEM E SELECIONE A QUANTIDADE CORRETA:



8	9
10	7



6	7
8	9



7	6
8	10

ESCOLA: _____

NOME: _____ DATA: ____/____/____

PROFESSORA: _____ TURMA: _____

ALFABETIZE.COM

CONTANDO NA PRIMAVERA, PINTE A QUANTIDADE INDICADA NO MATERIAL DOURADO:



ESCOLA: _____

NOME: _____ DATA: ____/____/____

PROFESSORA: _____ TURMA: _____

ALFABETIZE.COM

ESCREVA O NÚMERO QUE ESTÁ REPRESENTADO NO MATERIAL DOURADO:

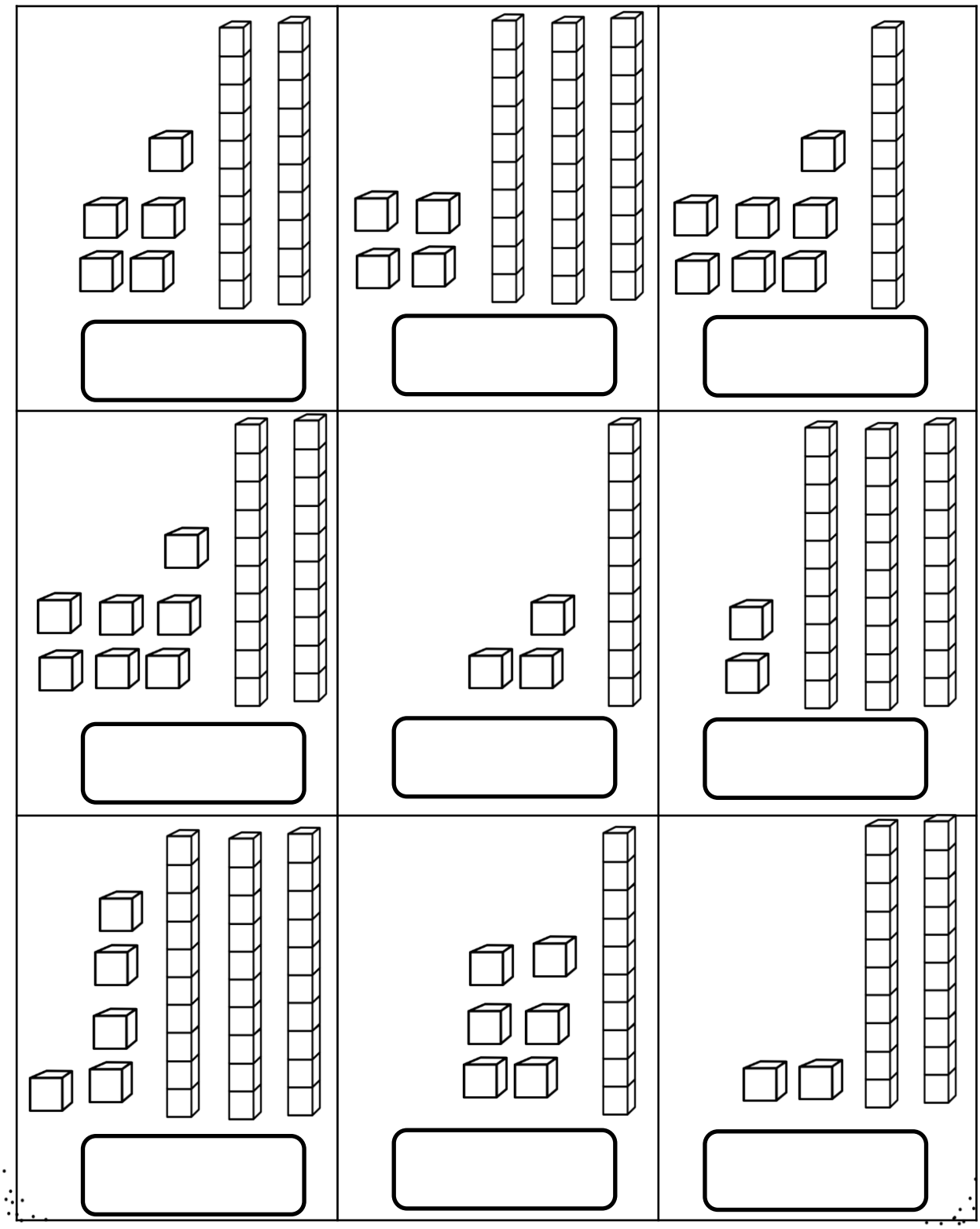

ESCOLA: _____

NOME: _____ DATA: ____/____/____

PROFESSORA: _____ TURMA: _____

ALFABETIZE.COM

RESOLVA AS ADIÇÕES

	D	U
	1	4
+		3

	D	U
	1	3
+		3

	D	U
	1	4
+		5

	D	U
	1	8
+		1

	D	U
	1	0
+		8

	D	U
	1	0
+		5

	D	U
	1	1
+		1

	D	U
	1	6
+		1

RESOLVA AS SUBTRAÇÕES

	D	U
	1	9
-		5

	D	U
	1	8
-		3

	D	U
	1	7
-		5

	D	U
	1	6
-		3

	D	U
	1	2
-		2

	D	U
	1	9
-		4

	D	U
	1	8
-		4

	D	U
	1	1
-		1

ESCOLA: _____

NOME: _____ DATA: ____/____/____

PROFESSORA: _____ TURMA: _____

ALFABETIZE.COM

DESCUBRA OS NÚMEROS ESCONDIDOS:

21	22	23		
26	27		29	30
31		33	34	
36	37	38		40








ESCREVA OS NÚMEROS DO QUADRO EM ORDEM CRESCENTE:

15 20 13 8 4 10

TERMO DE USO

Você está recebendo as atividades para a Semana Farroupilha, este material foi elaborado por Regina Couto do blog alfabetize.com
A utilização deste material é apenas para USO PESSOAL.
Professores e Pais podem imprimir para utilizar em sua sala de aula, com seus alunos, ou em casa com seus filhos.
Caso queira indicar este arquivo para outro educador compartilhe apenas o link do Blog: alfabetize.com

O QUE NÃO PODE:

- ✓ Não pode vender ou revender este material;
- ✓ Não pode postar ou distribuir em nenhum site na internet;
- ✓ Não pode distribuir em grupos de Facebook, WhatsApp ou Telegram
- ✓ Não pode arquivar publicamente em drives ou outros semelhantes de forma pública para que outras pessoas possam ter acesso.

DIREITOS DE IMAGENS

Todos os direitos de imagens são de seus autores especificados abaixo:

- ✓ NÃO É PERMITIDO Qualquer uso comercial desse material.
- ✓ MATERIAL PROTEGIDO PELOS DIREITOS AUTORAIS CONFORME A LEI Nº 9.610, DE 19 DE FEVEREIRO DE 1998. EVITE PROBLEMAS JURÍDICOS.